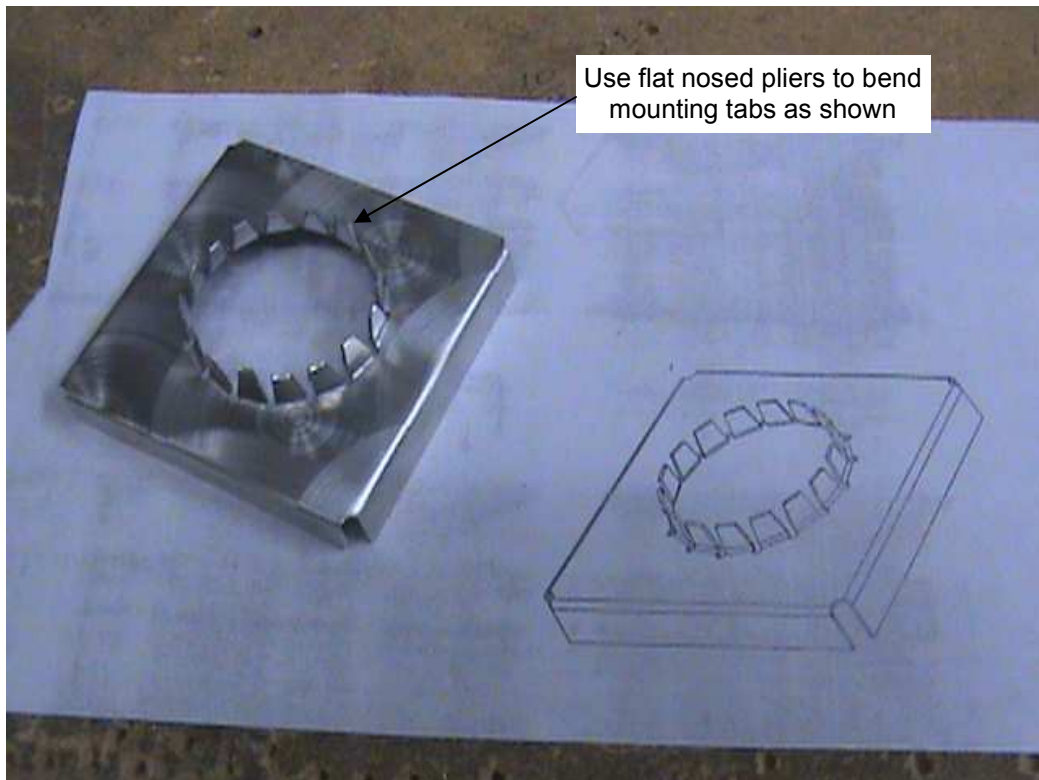






# Cabin Heat Muffler Box for Jabiru 3300L installed in Sonex




Cabin Heat Muffler Box for Jabiru 3300L installed in Sonex



## Cabin Heat Muffler Box for Jabiru 3300L installed in Sonex



## Cabin Heat Muffler Box for Jabiru 3300L installed in Sonex



I used a 2" diameter aluminum tube and squeezed it into an oval using a vise. I then secured it to the cowling air dam deflector as shown.

Hardware needed:

- 1 1.5" hose clamp
- 4 2" hose clamps
- 4Ft 2" SCAT tubing
- 3.0" 2" Dia thin wall AL tubing
- Approx 50 CCP-42 Cherry N rivets (you can choose to use the smaller MSP-32 for easier assembly)